

Concept Diagram

Key Words

Convey Concept

Offer overall concept

Always Present

Sometimes Present

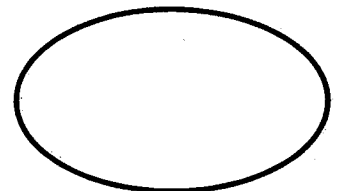
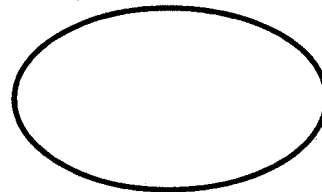
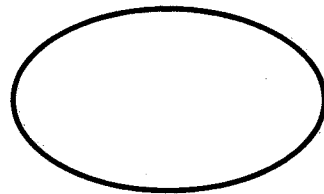
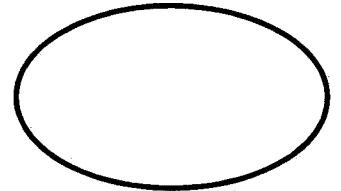
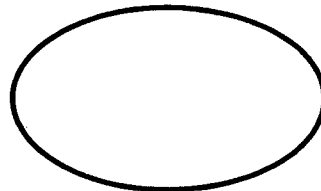
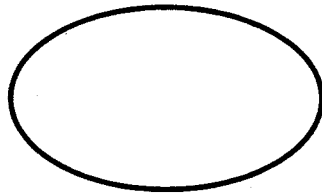
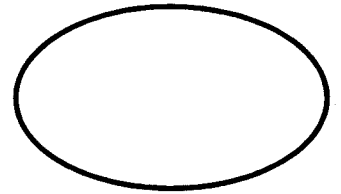
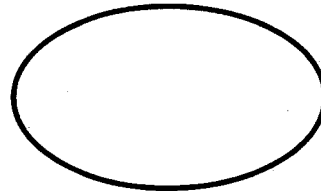
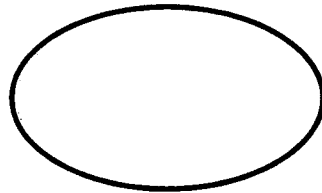
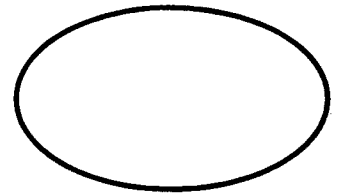
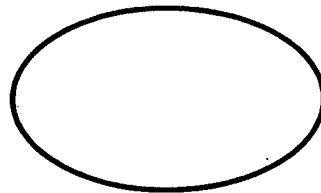
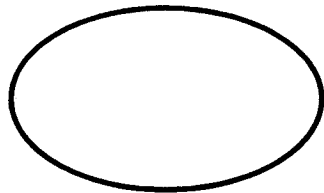
Never Present

_____	=====	-----
_____	=====	-----
_____	=====	-----
_____	=====	-----
_____	=====	-----

Examples:

Practice with new
Examples:

Non-Examples:



Tie down a new definition

CONCEPT Diagram

3. Key Words

1. Concept	2. Overall Concept
	<hr/>

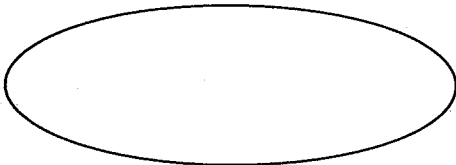
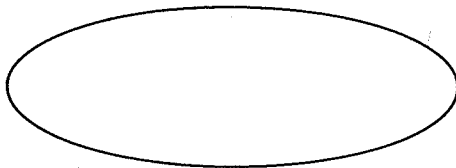
4. Classify Characteristics

Always Present **Sometimes Present** **Never Present**


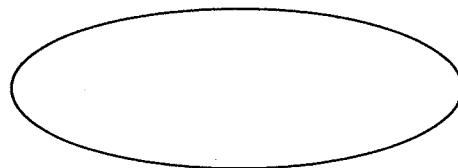
<hr/>	<hr/>	<hr/>
<hr/>	<hr/>	<hr/>
<hr/>	<hr/>	<hr/>
<hr/>	<hr/>	<hr/>

5. Explore Examples

Examples



Non-Examples



6. New Examples _____

7. Definition
