



#### Objective

The student will identify details and main idea in text.


#### Materials

- ▶ Expository text  
*Choose text within students' instructional-independent reading level range.*
- ▶ Sticky notes  
*Place sticky notes strategically throughout the text in places where it is appropriate to identify supporting details and main idea.*
- ▶ Student sheet (Activity Master C.013.SS1)  
*Provide multiple copies corresponding to the number of designated paragraphs or passages to be read. Can be copied double-sided.*
- ▶ Pencils

#### Activity

Students write main ideas by identifying supporting details and facts in expository text.

1. Place text at the center. Provide each student with a student sheet.
2. Taking turns, student one reads the text aloud until designated stopping point.
3. Brainstorm and discuss the main idea and its supporting details and facts with student two.
4. Writes the supporting details and a one sentence main idea on student sheet.
5. Reverse roles and continue until the text is read and each student has recorded at least two main ideas with supporting details.
6. Teacher evaluation



#### Extensions and Adaptations

- ▶ Use other graphic organizer (Activity Master C.013.SS2). May cut details and main ideas apart and exchange with a partner to match together.

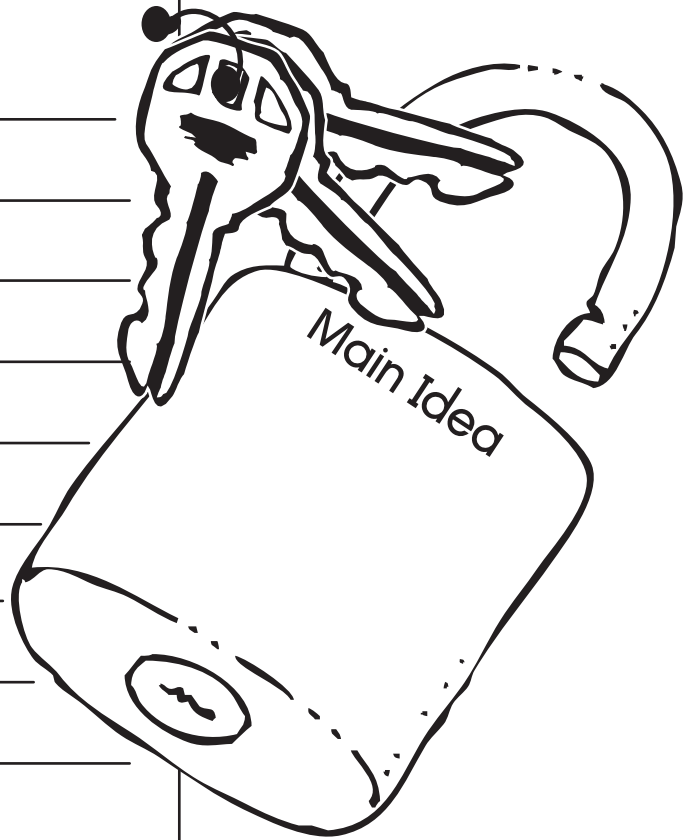
Name \_\_\_\_\_

Keys to the Main Idea

C.013.SSI

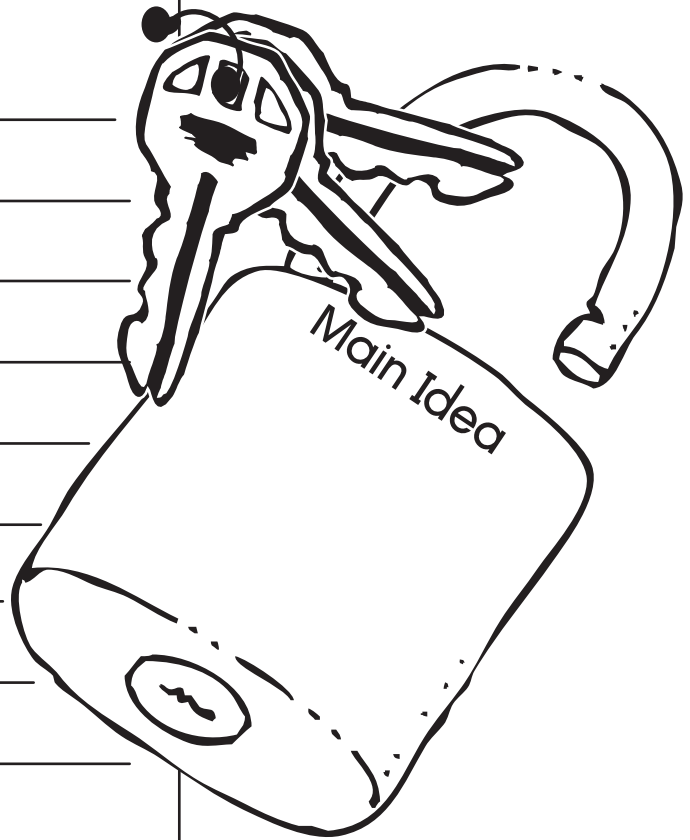
Supporting Details

1. \_\_\_\_\_  
\_\_\_\_\_
2. \_\_\_\_\_  
\_\_\_\_\_
3. \_\_\_\_\_  
\_\_\_\_\_



Supporting Details

1. \_\_\_\_\_  
\_\_\_\_\_
2. \_\_\_\_\_  
\_\_\_\_\_
3. \_\_\_\_\_  
\_\_\_\_\_



Name \_\_\_\_\_

C.013.SS2

Keys to the Main Idea

Supporting Details



---

---



---

---



---

---



Main Idea

---

---

---

Supporting Details



---

---



---

---



---

---



Main Idea

---

---

---